






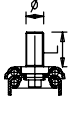

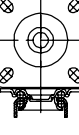
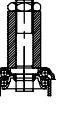





































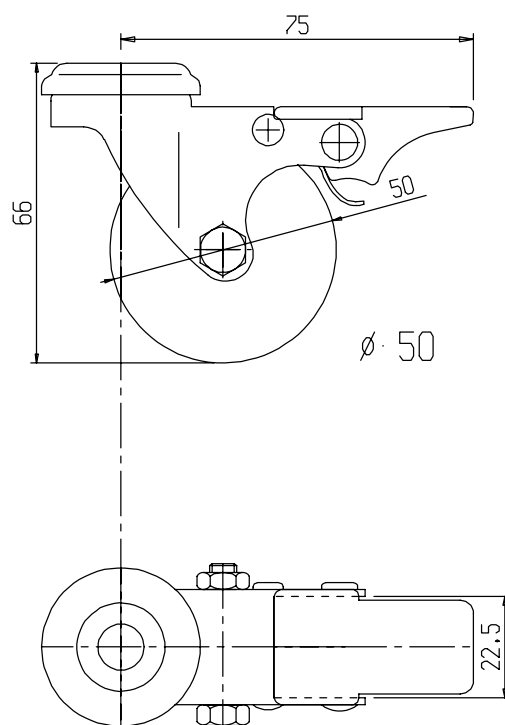
Compressivi girevoli Serie 50LFT nelle varie tipologie di: Fissaggi, Ruote assemblate.
Swivel castors of the 50/LFT series with different types of fixings, assembled wheels

Requisiti dei Compressivi assemblati alle varie Ruote
Requirements of the castors assembled with the different wheels

Portata Dinamica conforme UNI EN 12527  D Portata Statica conforme UNI EN 12527  S Resistenza Passiva del Dispositivo Frenante, conforme UNI EN 12527  FT
Dynamic load capacity conform UNI EN 12527 Static load capacity conform UNI EN 12527 Passive resistance of braking device in compliance with UNI EN 12527

	B8	B10	F	P4	P5	E
 = Peso per 1 pezzo  = Weight for a piece	 16.2	 16.2				

	ITEM	50/LFT/GB8	50/LFT/GB10	50/LFT/GF	50/LFT/GP4	50/LFT/GP5	50/LFT/GE
	 D	36	36	36	36	36	36
	 S	54	54	54	54	54	54
	 FT	11	11	11	11	11	11
	 W	147	147	169	158	171	197
€	-	-	-	-	-	-	-
	ITEM	50/LFT/GdB8	50/LFT/GdB10	50/LFT/GdF	50/LFT/GdP4	50/LFT/GdP5	50/LFT/GdE
	 D	36	36	36	36	36	36
	 S	54	54	54	54	54	54
	 FT	11	11	11	11	11	11
	 W	151	151	173	162	175	201
€	-	-	-	-	-	-	-
	ITEM	50/LFT/GcB8	50/LFT/GcB10	50/LFT/GcF	50/LFT/GcP4	50/LFT/GcP5	50/LFT/GcE
	 D	36	36	36	36	36	36
	 S	54	54	54	54	54	54
	 FT	11	11	11	11	11	11
	 W	181	181	203	192	205	231
€	-	-	-	-	-	-	-
	ITEM	50/LFT/SRB8	50/LFT/SRB10	50/LFT/SRF	50/LFT/SRP4	50/LFT/SRP5	50/LFT/SRE
	 D	31	31	31	31	31	31
	 S	46	46	46	46	46	46
	 FT	7	7	7	7	7	7
	 W	124	124	144	135	148	174
€	-	-	-	-	-	-	-
	ITEM	50/LFT/SRdB8	50/LFT/SRdB10	50/LFT/SRdF	50/LFT/SRdP4	50/LFT/SRdP5	50/LFT/SRdE
	 D	31	31	31	31	31	31
	 S	46	46	46	46	46	46
	 FT	7	7	7	7	7	7
	 W	-	-	-	-	-	-
€	-	-	-	-	-	-	-
	ITEM	50/LFT/NB8	50/LFT/NB10	50/LFT/NF	50/LFT/NP4	50/LFT/NP5	50/LFT/NE
	 D	20	20	20	20	20	20
	 S	30	30	30	30	30	30
	 FT	6	6	6	6	6	6
	 W	116	116	138	127	140	166
€	-	-	-	-	-	-	-
	ITEM	50/LFT/NdB8	50/LFT/NdB10	50/LFT/NdF	50/LFT/NdP4	50/LFT/NdP5	50/LFT/NdE
	 D	20	20	20	20	20	20
	 S	30	30	30	30	30	30
	 FT	6	6	6	6	6	6
	 W	129	129	151	140	153	179
€	-	-	-	-	-	-	-



ITEM	50/LFT/G-Gd-SR-SRd	ITEM	50/LFT/N-Nd	ITEM	50/LFT/G-Gd-Gc
	con Asse Rivettato With riveted axle		con Asse a Vite With screw axle		Nucleo Grigio Grey Centre
-€	-	+€	-	+€	-

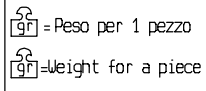
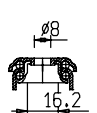
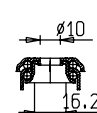

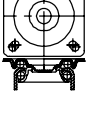
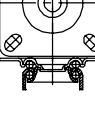
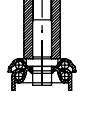
Compressivi girevoli Serie 60-75LFT nelle varie tipologie di: Fissaggi, Ruote assemblate.
Swivel castors of the 60-75/LFT series with different types of fixings, assembled wheels.

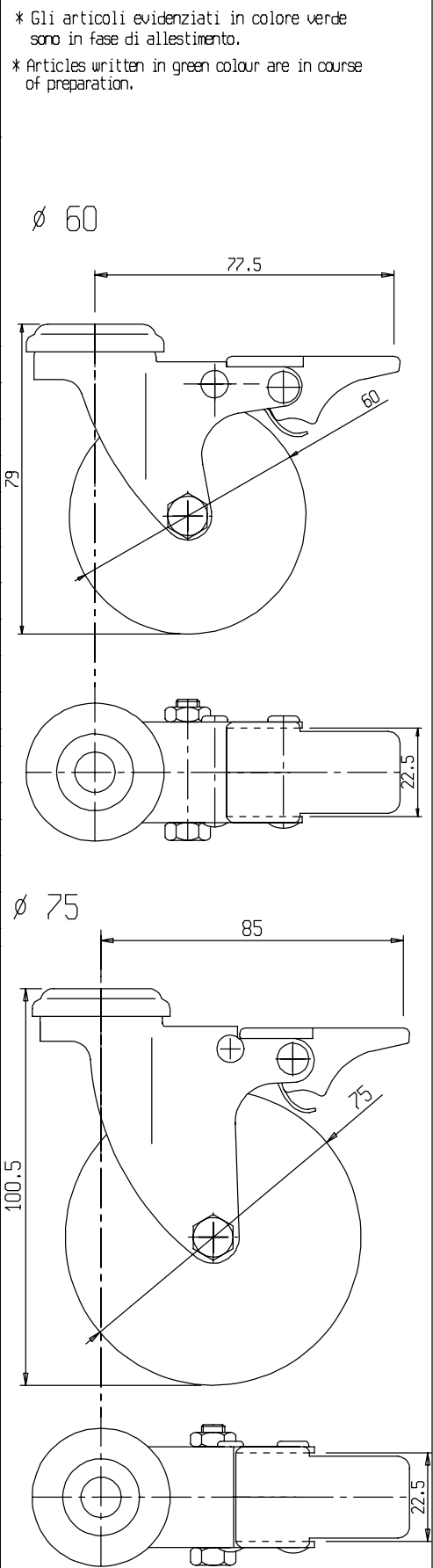
Requisiti dei Compressivi assemblati alle varie Ruote
Requirements of the castors assembled with the different wheels

Portata Dinamica conforme UNI EN 12527
Dynamic load capacity conform UNI EN 12527

Portata Statica conforme UNI EN 12527
Static load capacity conform UNI EN 12527

Resistenza Passiva del Dispositivo Frenante, conforme UNI EN 12527
Passive resistance of braking device in compliance with UNI EN 12527

		B8	B10	F	P4	P5	E	
 = Peso per 1 pezzo = Weight for a piece								
60G	ITEM	60/LFT/GB8	60/LFT/GB10	60/LFT/GF	60/LFT/GP4	60/LFT/GP5	60/LFT/GE	
	D	36	36	36	36	36	36	
	S	54	54	54	54	54	54	
	FT	7.2	7.2	7.2	7.2	7.2	7.2	
	G	179	179	201	190	203	229	
€	-	-	-	-	-	-	-	
60N	ITEM	60/LFT/NB8	60/LFT/NB10	60/LFT/NF	60/LFT/NP4	60/LFT/NP5	60/LFT/NE	
	D	20	20	20	20	20	20	
	S	30	30	30	30	30	30	
	FT	6	6	6	6	6	6	
	G	129	129	151	140	153	179	
€	-	-	-	-	-	-	-	
60Nd	ITEM	60/LFT/NdB8	60/LFT/NdB10	60/LFT/NdF	60/LFT/NdP4	60/LFT/NdP5	60/LFT/NdE	
	D	20	20	20	20	20	20	
	S	30	30	30	30	30	30	
	FT	6	6	6	6	6	6	
	G	151	151	173	162	175	201	
€	-	-	-	-	-	-	-	
60NdRa	ITEM	60/LFT/NdRaB8	60/LFT/NdRaB10	60/LFT/NdRaF	60/LFT/NdRaP4	60/LFT/NdRaP5	60/LFT/NdRaE	
	D	20	20	20	20	20	20	
	S	30	30	30	30	30	30	
	FT	6	6	6	6	6	6	
	G	139	139	161	150	163	189	
€	-	-	-	-	-	-	-	
75G	ITEM	75/LFT/GB8	75/LFT/GB10	75/LFT/GF	75/LFT/GP4	75/LFT/GP5	75/LFT/GE	
	D	36	36	36	36	36	36	
	S	54	54	54	54	54	54	
	FT	7.5	7.5	7.5	7.5	7.5	7.5	
	G	204	204	226	215	228	254	
€	-	-	-	-	-	-	-	
75Gd	ITEM	75/LFT/GdB8	75/LFT/GdB10	75/LFT/GdF	75/LFT/GdP4	75/LFT/GdP5	75/LFT/GdE	
	D	36	36	36	36	36	36	
	S	54	54	54	54	54	54	
	FT	7.5	7.5	7.5	7.5	7.5	7.5	
	G	223	223	245	234	247	273	
€	-	-	-	-	-	-	-	
75N	ITEM	75/LFT/NB8	75/LFT/NB10	75/LFT/NF	75/LFT/NP4	75/LFT/NP5	75/LFT/NE	
	D	20	20	20	20	20	20	
	S	20	30	30	30	30	30	
	FT	4.3	4.3	4.3	4.3	4.3	4.3	
	G	157	157	180	168	181	207	
€	-	-	-	-	-	-	-	



ITEM	60-75/LFT/G-Gd con Asse Rivettato With riveted axle	ITEM	60-75/LFT/N-Nd-NdRa con Asse a Vite With screw axle	ITEM	60-75/LFT/G-Gd Nucleo Grigio Grey Centre
-€	-	+€	-	+€	-