

Ruote Adottate per Serie A nelle varie tipologie di Diametri, Battistrada.
Wheels used for A series in the various types of diameters and tyres.

Ruota tipo Wheel type	SR	N
Catteristiche del Battistrada Tyre characteristics	Gomma Sintetica Synthetic Rubber	Nylon
Durezza del Battistrada conforme UNI EN 12527 Tyre hardness in compliance with UNI EN 12527	shore A -	>-
Temperature di Utilizzo Raccomandate Recommended working temperatures	Max: +60°C Min: -10°C	+40°C 0°C
Catteristiche del Nucleo Wheel centre characteristics	Polipropilene Polypropylene	Nylon Nylon
Catteristiche del Mozzo Hub characteristics	Foro Liscio Plain Bearing	Foro Liscio Plain Bearing

Portata Dinamica conforme UNI EN 12527 Dynamic load capacity conform UNI EN 12527	D	= Peso per 1 pezzo = Weight for a piece
Portata Statica conforme UNI EN 12527 Static load capacity conform UNI EN 12527	S	

ITEM	30LSR	30LN
A	30	30
D	25	25
S	37	37
	10	7
ITEM	36LSR	36LN
A	36	36
D	30	30
S	45	45
	14	12

Gamma di Fissaggi Standard per Supporti Serie A
Range of Standard Fixings for Supports of A series forks

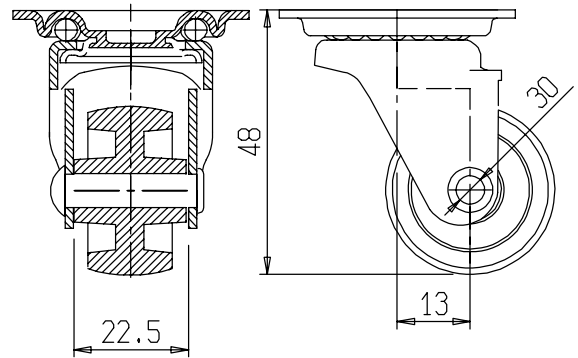
A Foro Passante $\varnothing 8.2$ per Vite di Fissaggio Imbus M8x20 (*) With bolt hole of $\varnothing 8.2$ for fixing screw imbus M8x20(*)	A Perno Zigrinato Rivettato With riveted knurled stem	A Perno Filettato Rivettato With riveted thread stem	Fissaggio a Piastra Integrale P4 42x42 Integral Plate type fixing P4 42x42
O 	L 	F 	P4

Compressivi girevoli Serie A nelle varie tipologie di: Fissaggi, Ruote assemblati.
Swivel castors of the A series with various types of fixings and assembled wheels.

Requisiti dei Compressivi assemblati alle varie Ruote Requirements of the castors assembled with the different wheels		SR	N
Portata Dinamica conforme UNI EN 12527 Dynamic load capacity conform UNI EN 12527		15.2	15.2
Portata Statica conforme UNI EN 12527 Static load capacity conform UNI EN 12527		22.8	22.8

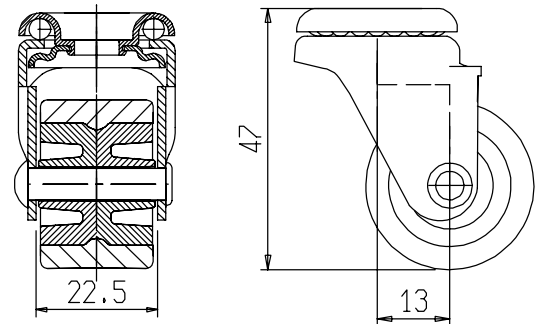
 30N ITEM	O ø8,2	L ø8	F M8	P4
	30/O 48	30/L 68	30/F 63	30/P4 72

ø 30



 30SR ITEM	30/SRO 43	30/SRL 63	30/SRF 58	30/SRP4 67
------------------	--------------	--------------	--------------	---------------

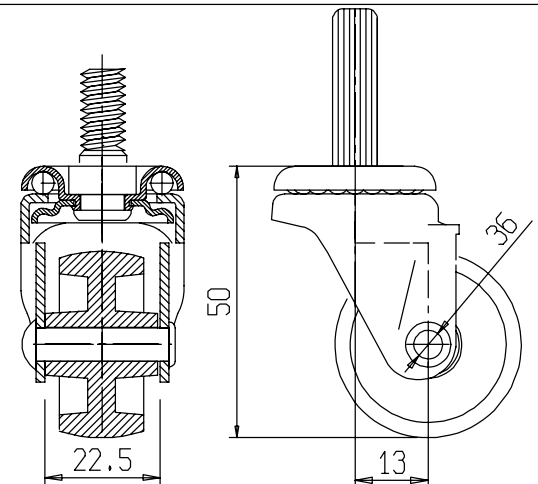
ø 30



Requisiti dei Compressivi assemblati alle varie Ruote Requirements of the castors assembled with the different wheels		SR	N
Portata Dinamica conforme UNI EN 12527 Dynamic load capacity conform UNI EN 12527		15.2	15.2
Portata Statica conforme UNI EN 12527 Static load capacity conform UNI EN 12527		22.8	22.8

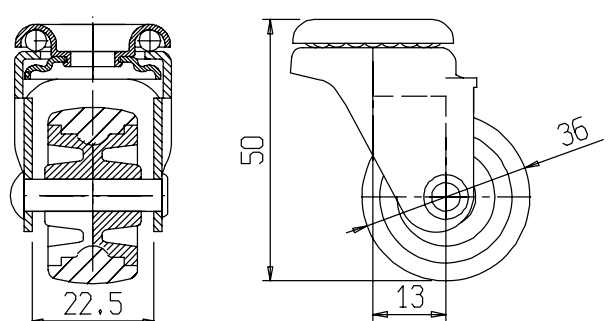
 36N ITEM	36/O 53	36/L 71	36/F 66	36/P4 74
-----------------	------------	------------	------------	-------------

ø 36



 36SR ITEM	36/SRO 53	36/SRL 71	36/SRF 66	36/SRP4 74
------------------	--------------	--------------	--------------	---------------

ø 36

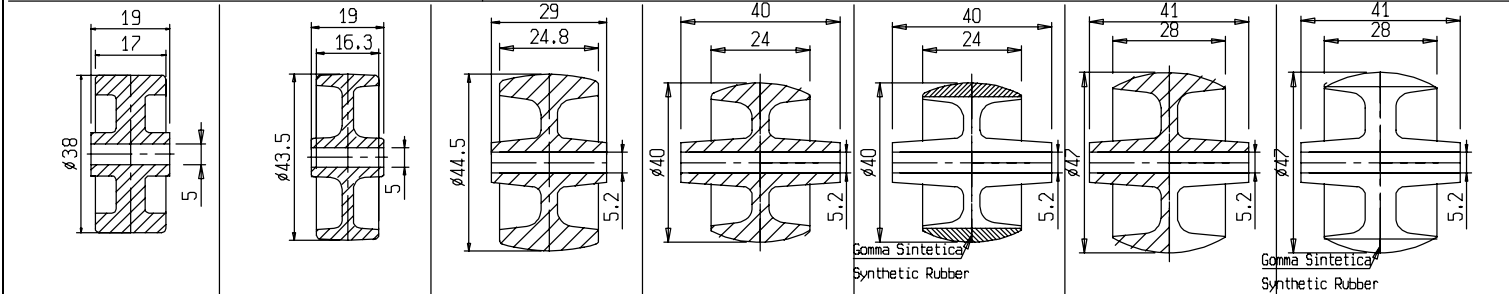


Requisiti Ruote Serie A nelle varie tipologie di: Diametri, Battistrada, Organi di Rotolamento
 Wheels series A Requirements in the various types of :Diameter, Tyre, Rolling parts

Ruota tipo Wheel type	38	43	45	40SF	40SF/G	50SF	50SF/G	
Catteristiche del Battistrada Tyre characteristics	Polipropilene Polypropylene			Gomma Sintetica Synthetic Rubber		Polipropilene Polypropylene	Gomma Sintetica Synthetic Rubber	
Durezza del Battistrada conforme UNI EN 12527 Tyre hardness in compliance with UNI EN 12527	shore A >90			68			68	
Temperature di Utilizzo Raccomandate Recommended working temperatures	Max- +60°C Min- -10°C			+40°C 0°C		+60°C -10°C	+40°C 0°C	
Catteristiche del Nucleo Wheel centre characteristics	Polipropilene Polypropylene							
Catteristiche del Mozzo Hub characteristics			Foro Liscio Plain Bearing		Foro Liscio Plain Bearing			

= Peso per 1 pezzo
 = Weight for a piece

Portata Dinamica conforme UNI EN 12527 Dynamic load capacity conform UNI EN 12527	D	Resistenza al Rotolamento (FR) alla Portata Nominale Rolling resistance (FR) at rated capacity	FR
Portata Statica conforme UNI EN 12527 Static load capacity conform UNI EN 12527	S	Resistenza al Superamento Ostacolo (FO) alla Portata Nominale H ostacolo=1% Ø della Ruota Min 0.5 mm Obstacle overcoming resistance (FO) at rated capacity Obstacle H=1% of wheel, min.0.5 mm	FO







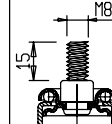
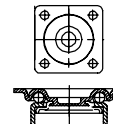
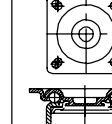
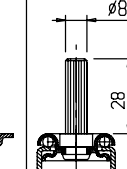
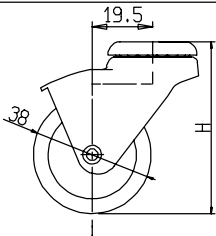
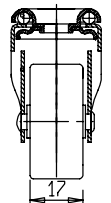



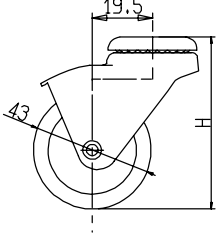
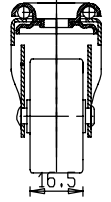



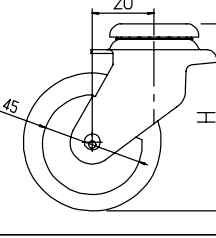
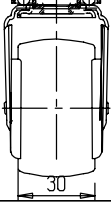



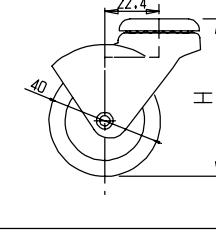
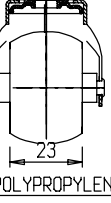



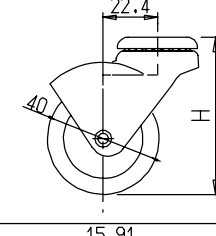
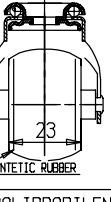



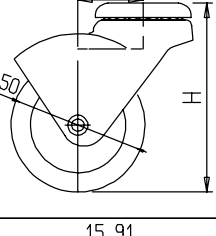
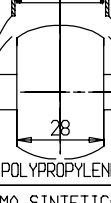



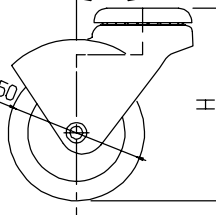
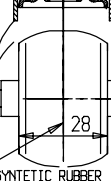





ITEM	38A	ITEM	43A	ITEM	45A	ITEM	40SF	ITEM	40SF/G	ITEM	50SF	ITEM	50SF/G
D		D	17	D		D		D		D		D	
S		S	25.5	S		S		S		S		S	
FR		FR		FR		FR		FR		FR		FR	
FO		FO		FO		FO		FO		FO		FO	
	11		13		19		14		18		22		23

Gamma di Fissaggi Standard per Supporti Serie A
 Range of Standard Fixings for forks of the A series

A Foro Passante Ø8,2 per Vite di Fissaggio Imbus M8x20 (*) With bolt hole of Ø8.2 for fixing screw imbus M8x20(*)	A Foro Passante Ø8,2 per Vite di Fissaggio Imbus M8x20 (*) With bolt hole of Ø8.2 for fixing screw imbus M8x20(*)	A Perno Filettato Rivettato Dimensioni a Tabella da Specificare sempre all'ordine With riveted thread stem, dimensions as per table to be specified when placing order	Fissaggio a Piastra Integrale P3 37x37 Integral Plate fixing P4 42x42
Fissaggio a Piastra Integrale P4 42x42 Integral Plate fixing P4 42x42	A Perno Zigrinato Rivettato With riveted knurled stem		

Compressivi girevoli Serie A nelle varie tipologie di: Fissaggi, Ruote assemblati
Swivel castors of the A series with different types of fixings, assembled wheels

Requisiti dei Compressivi assemblati alle varie Ruote Requirements of the castors assembled with the various wheels		O	B	F	P3	P4	L
Portata Dinamica conforme UNI EN 12527 Dynamic load capacity conform UNI EN 12527 							
Portata Statica conforme UNI EN 12527 Static load capacity conform UNI EN 12527 							
 = Peso per 1 pezzo  = Weight for a piece							
 	ITEM	38/O	-	38/F	-	38/P4	38/L
	H	56	-	56	-	56	56
	 D	20	-	20	-	20	20
	 S	30	-	30	-	30	30
	 gr	52	-	64	-	73	70
 	ITEM	43/O	-	43/F	-	43/P4	43/L
	H	58	-	58	-	58	58
	 D	20	-	20	-	20	20
	 S	30	-	30	-	30	30
	 gr	54	-	67	-	71	73
 	ITEM	45/O	-	45/F	-	45/P4	45/L
	H	61	-	61	-	61	61
	 D	30	-	30	-	30	30
	 S	45	-	45	-	45	45
	 gr	76	-	89	-	97	94
  POLIPROPILENE POLYPROPYLENE	ITEM	40SF/O	40SF/B	40SF/F	40SF/P3	40SF/P4	40SF/L
	H	52	52	52	52	-	52
	 D	20	20	20	20	-	20
	 S	30	30	30	30	-	30
	 gr	60	64	74	66	-	78
  GOMMA SINTETICA SYNTHETIC RUBBER	ITEM	40SF/GO	40SF/GB	40SF/GF	40SF/GP3	40SF/GP4	40SF/GL
	H	52	52	52	52	-	52
	 D	20	20	20	20	-	20
	 S	30	30	30	30	-	30
	 gr	66	69	79	71	-	83
  POLIPROPILENE POLYPROPYLENE	ITEM	50SF/O	50SF/B	50SF/F	50SF/P3	50SF/P4	50SF/L
	H	59	59	59	59	-	59
	 D	23	23	23	23	-	23
	 S	34	34	34	34	-	34
	 gr	72	76	90	82	-	92
  GOMMA SINTETICA SYNTHETIC RUBBER	ITEM	50SF/GO	50SF/GB	50SF/GF	50SF/GP3	50SF/GP4	50SF/GL
	H	59	59	59	59	-	59
	 D	23	23	23	23	-	23
	 S	34	34	34	34	-	34
	 gr	79	80	94	86	-	96

Compressivi Girevoli Senza Giro Sfere con Ruota POLYTENE Serie A Swivel Castors Without Ball Bearing, with POLYTENE Wheel A Series

Portata Dinamica conforme UNI EN 12527
Dynamic load capacity conform UNI EN 12527

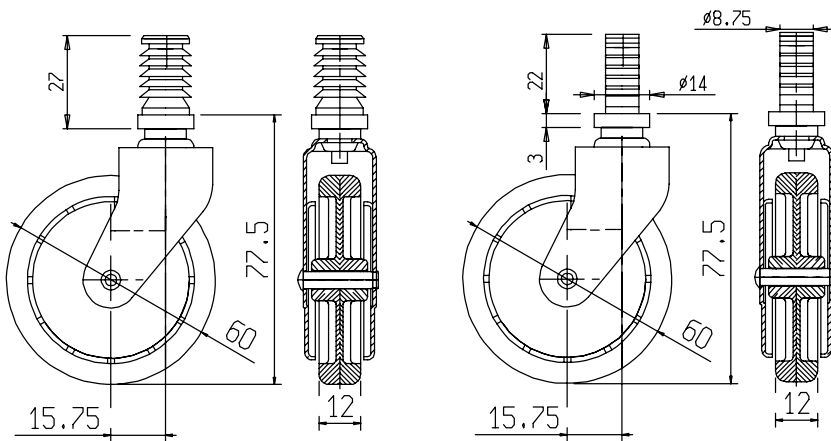


Portata Statica conforme UNI EN 12527
Static load capacity conform UNI EN 12527



Weight for a piece

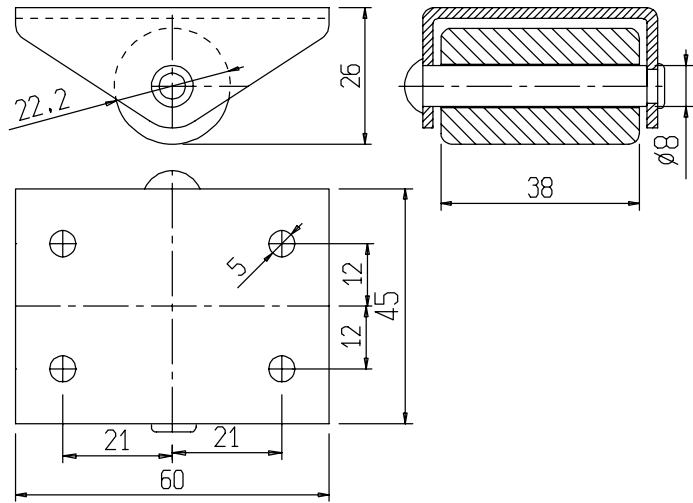
Peso per 1 pezzo



CON RIDUTTORE ALETTATO RIBBED REDUCER		A LEGNO FOR WOOD	
ITEM	60/ASS/A	ITEM	60/ASS/NY
D	12	D	12
S	18	S	18
gr	70	gr	72

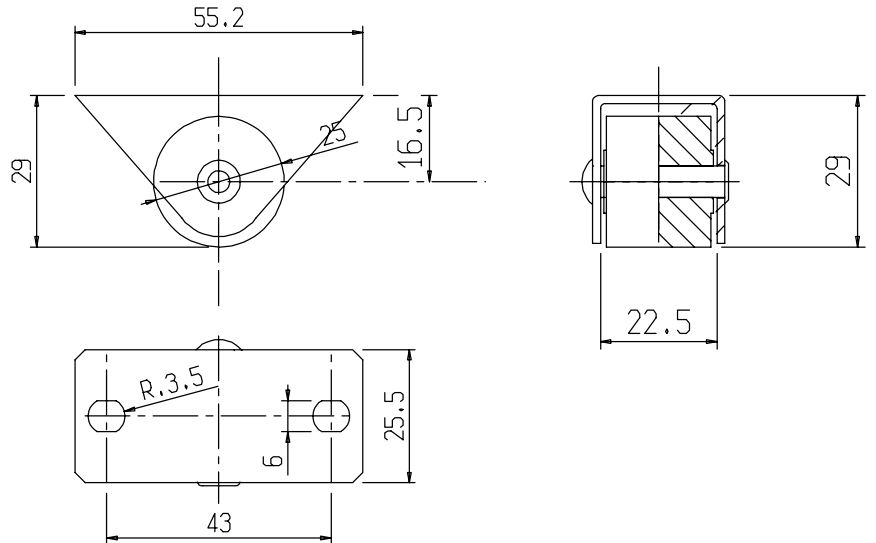
Compressivi Fissi Fuori Standard con Rulli Nylon
Fixed Castors Out Standard with Nylon Roller

ITEM	23/NFS
D	80
S	120
	93

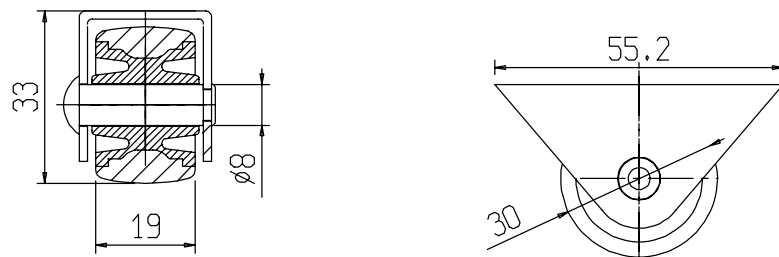


Compressivi Fissi Fuori Standard nella gamma di ruote assemblate
Fixed Castors Out Standard in the different types of assembled wheels

ITEM	25/L/SFN/H29
D	30
S	45
	-



ITEM	30/L/SFSR/H33
D	25
S	38
	48



ITEM	30/L/SFN/H33
D	-
S	-
	-

